

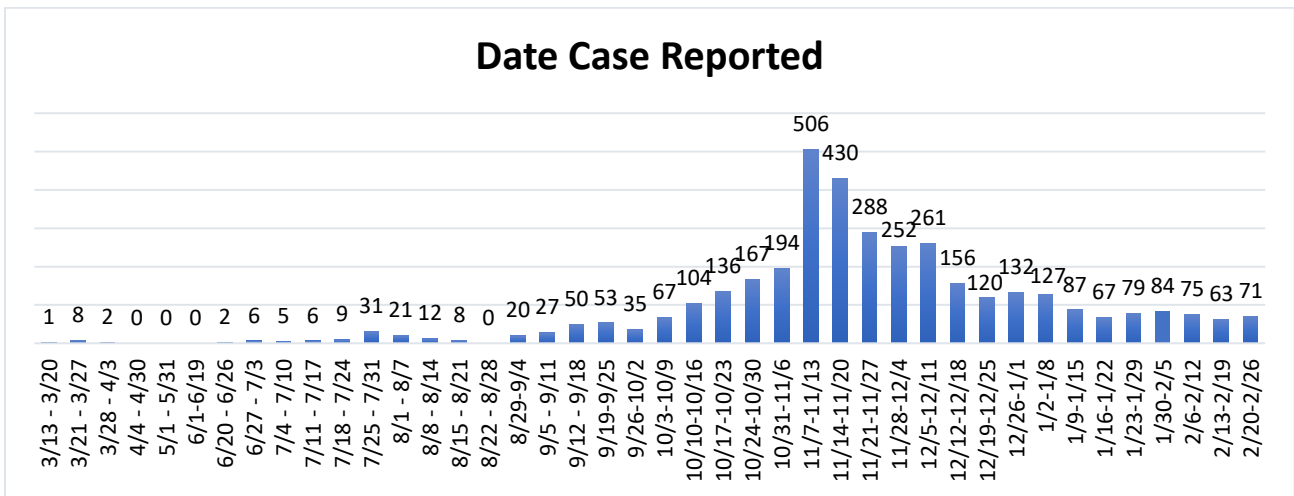
COVID-19 Data for Butte-Silver Bow

This report is completed using data that is available at the time of analysis and there may be a delay between current case count and this report, due to rapidly changing updates. This data is based on information available as of 2/28/21. Current case count at the time of this report in Butte-Silver Bow is:

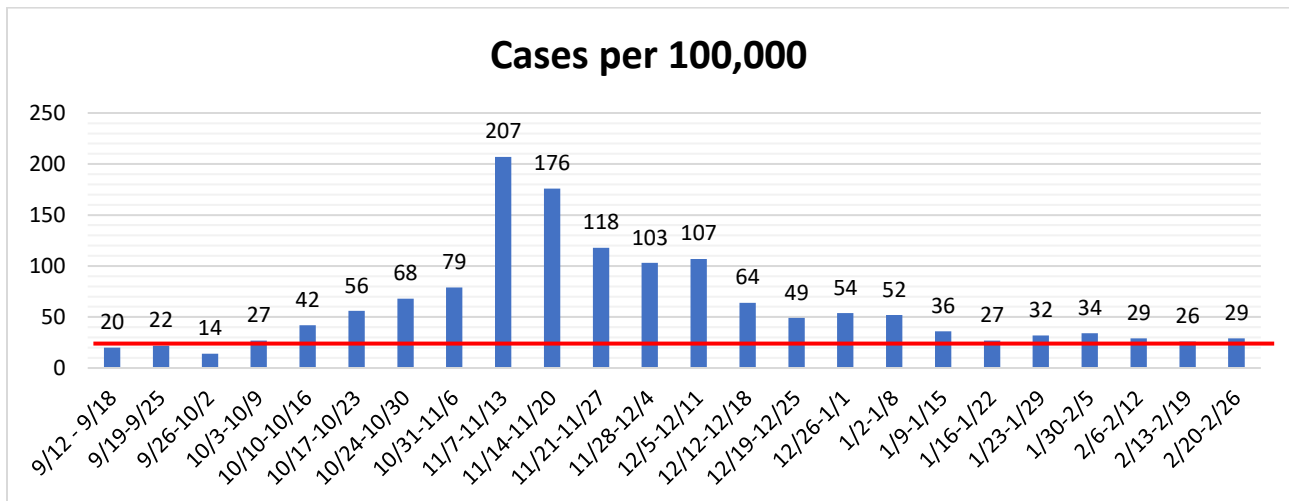
Total Case Count – 3,775		
Active Cases – 55	Recovered – 3,639	Deaths – 81

Case Data

The first COVID case in Butte-Silver Bow was reported during the week of 3/13/2020 – 3/20/2020. The below table represents a weekly case count (Saturday – Friday). This graph does not reflect total cases as of the date of this report.



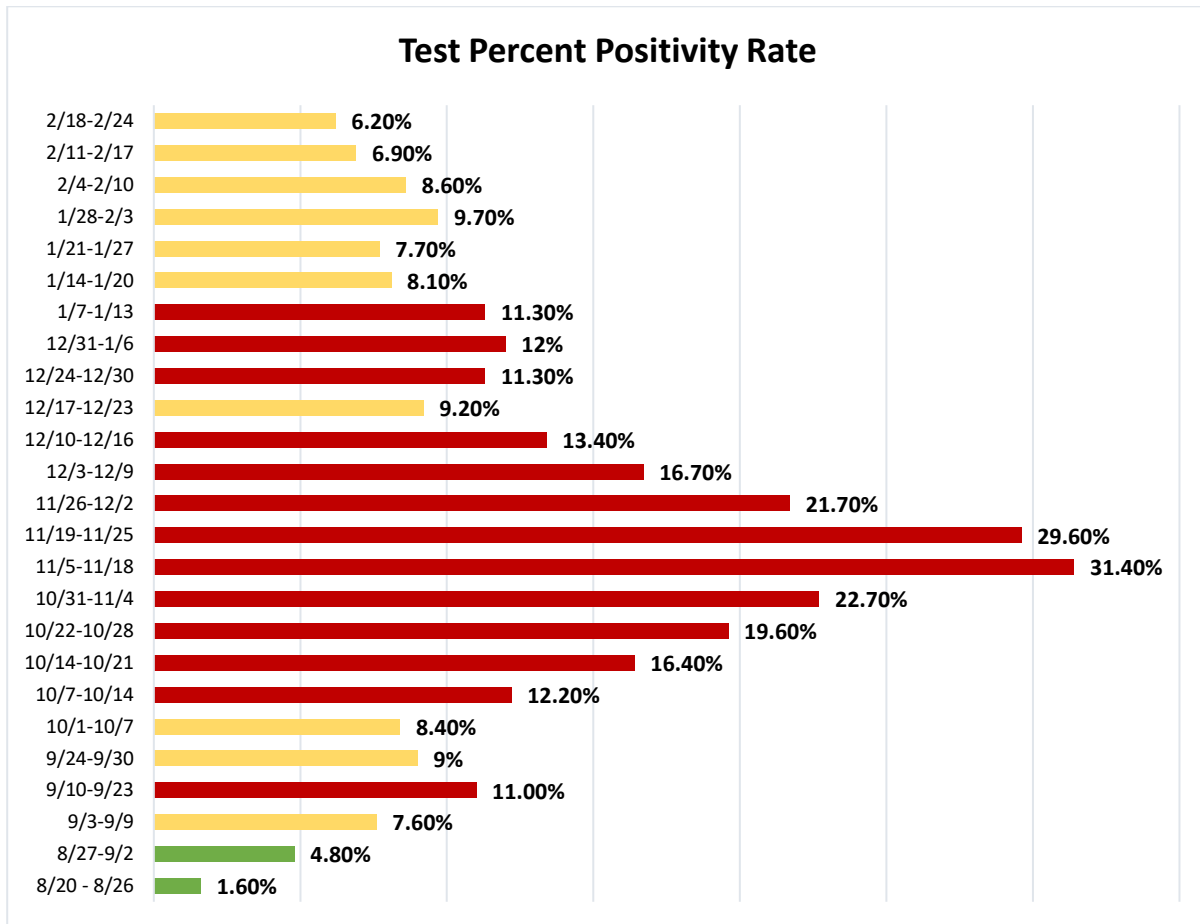
Daily average for cases in Butte-Silver Bow for 2/20 - 2/26 is **10** and cases per 100,000 is **29**. Goal: Decrease incidence to 25 cases per 100,000 population.



Test Positivity Rate

The below graph represents the test positivity rate in Butte-Silver Bow by week according to data collected by CMS. Goal: Decrease the test positivity rate to 10%.

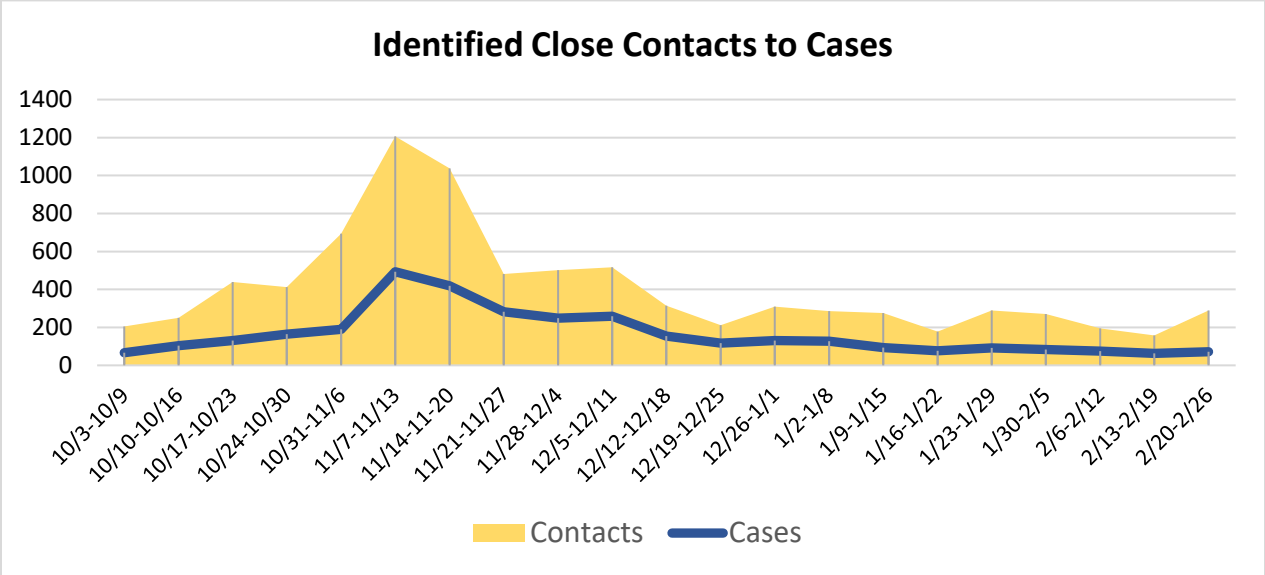
Community COVID-19 Activity	County Positivity Rate in the past week
Low	<5%
Medium	5% - 10%
High	>10%



<https://data.cms.gov/stories/s/COVID-19-Nursing-Home-Data/bkwz-xpvg/>

Close Contacts

The number of identified close contacts placed in quarantine increased from last week. For the week of 2/20 – 2/26 there were 289 close contacts identified, up 132 from last week.

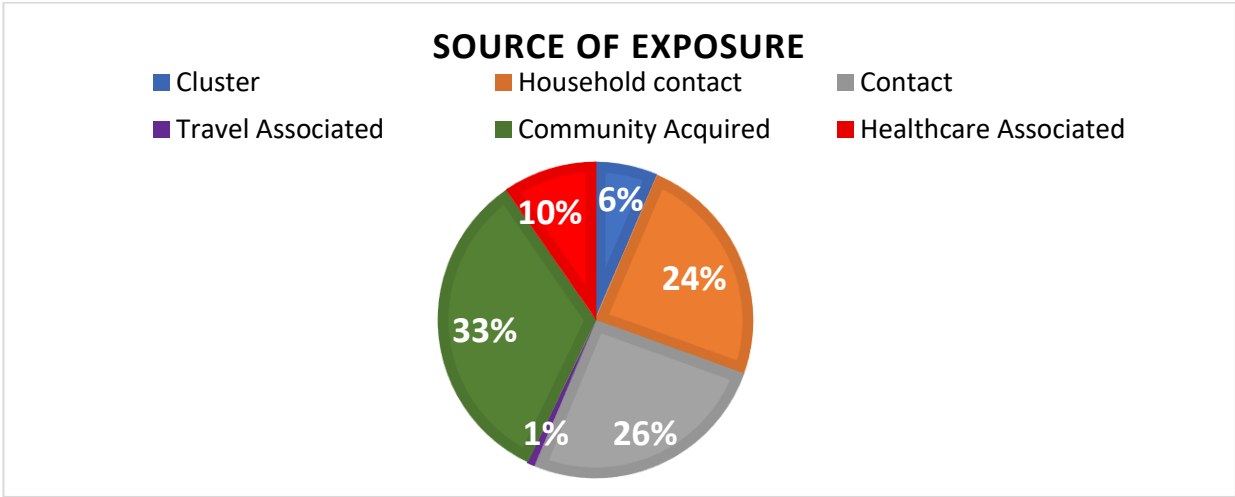


Transmission

Transmission changes over time with timely investigations, thorough contact tracing, and measures to reduce community-acquired transmission. Categories for reporting transmission:

TRAVEL ASSOCIATED	Case traveled out-of-state during the incubation period
COMMUNITY ACQUIRED	Case was unable to be linked with other known cases
CONTACT	Contact to a case not in their household and not part of a known cluster
HOUSEHOLD CONTACT	Household contact to a confirmed case
CLUSTER	Case is part of a known cluster
HAI	Healthcare-associated infection
UNDER INVESTIGATION	Likely route of transmission is still under investigation

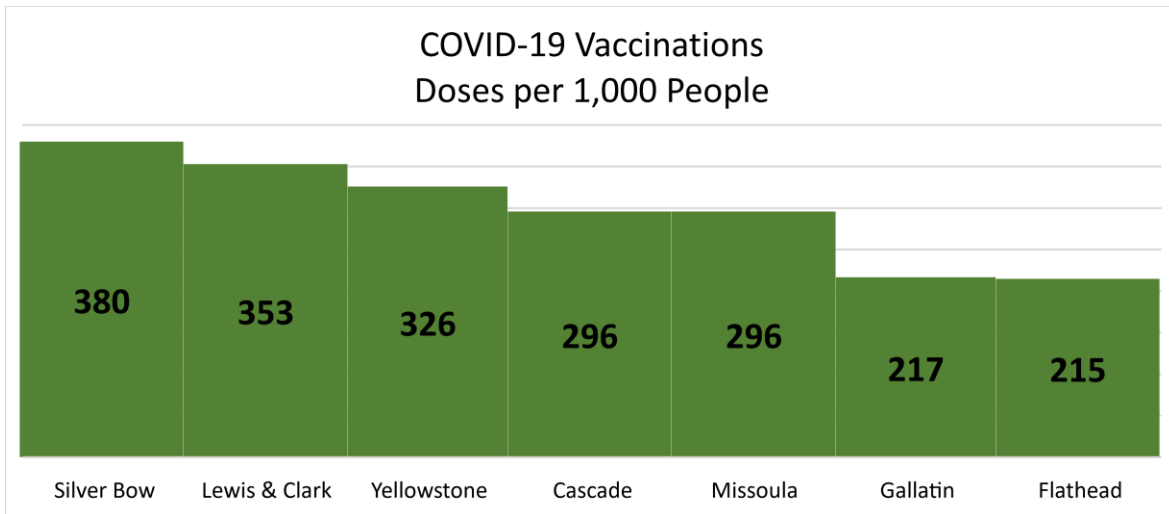
The below table represents known routes of transmission for COVID-19 cases in Butte-Silver Bow. Cases are classified as a cluster when 4 or more cases are epi-linked. **To date, 24 clusters have been identified in Butte-Silver Bow with 2 identified during the week of 2/20-2/26.**



COVID-19 Vaccination

Vaccination clinics remain in Phase 1B of the state's vaccine rollout plan. Current vaccination numbers for Butte-Silver Bow:

Total Doses Administered: 10,849
Dose #1 Administered: 6,882
Fully Immunized: 3,967
Doses per 1,000 Population: 380

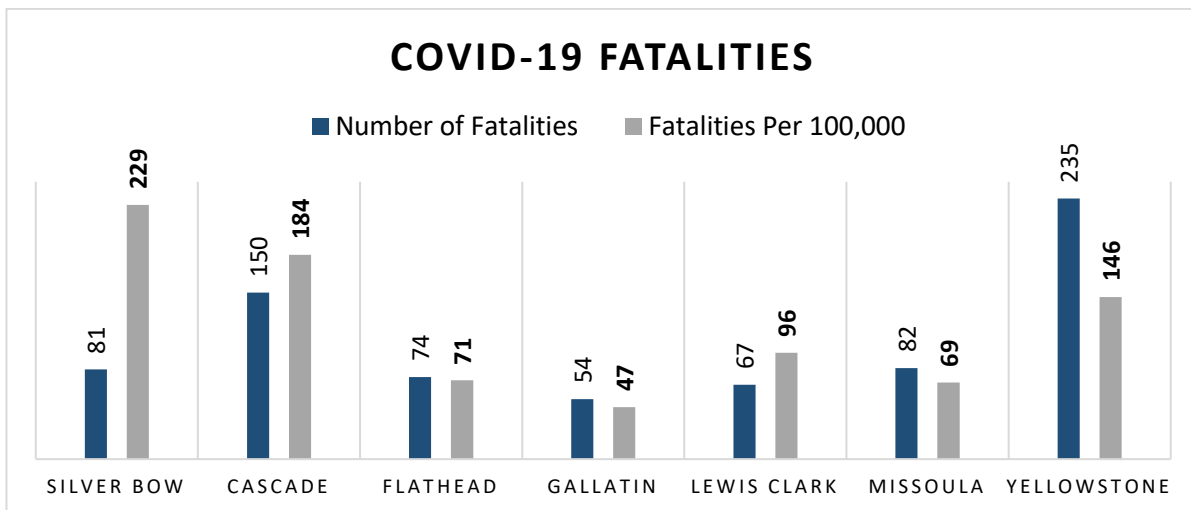


<https://montana.maps.arcgis.com/apps/MapSeries/index.html?appid=7c34f3412536439491adcc2103421d4b>

Last Updated: 3/1/2021, 10:16 am

Fatalities

The first COVID-19 related fatality in Butte-Silver Bow was reported in late October 2020. To date there have been 81 reported COVID-19 related fatalities.



<https://www.nytimes.com/interactive/2020/us/montana-coronavirus-cases.html>

Updated March 1, 2021, 8:19 A.M. E.T.

Age Distribution

The age range for cases in Butte-Silver Bow is <1 - >100 and the average age is 41.

