

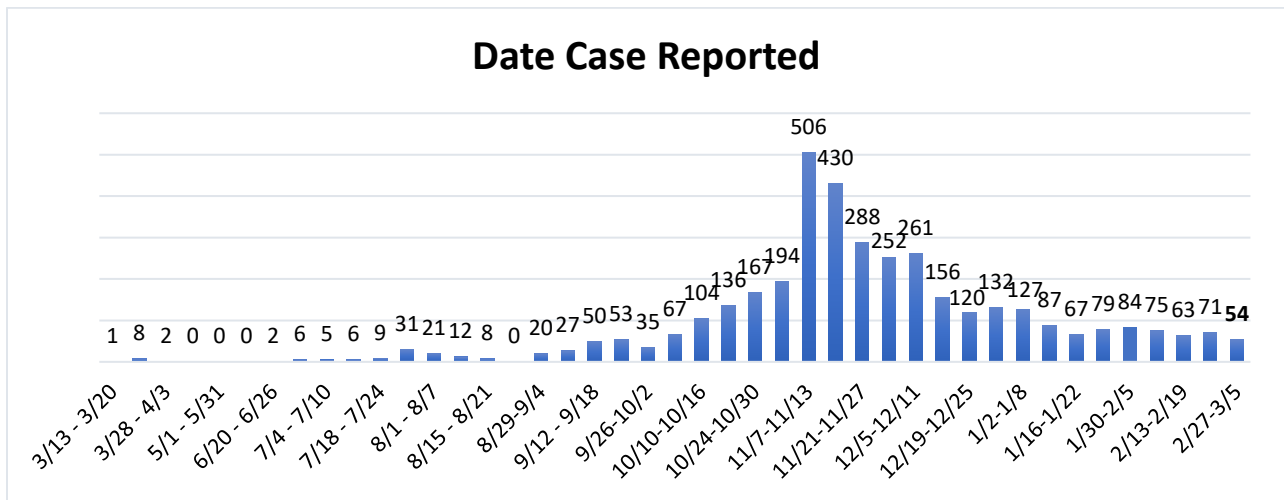
## COVID-19 Data for Butte-Silver Bow

This report is completed using data that is available at the time of analysis and there may be a delay between current case count and this report, due to rapidly changing updates. This data is based on information available as of 3/7/21. Current case count at the time of this report in Butte-Silver Bow is:

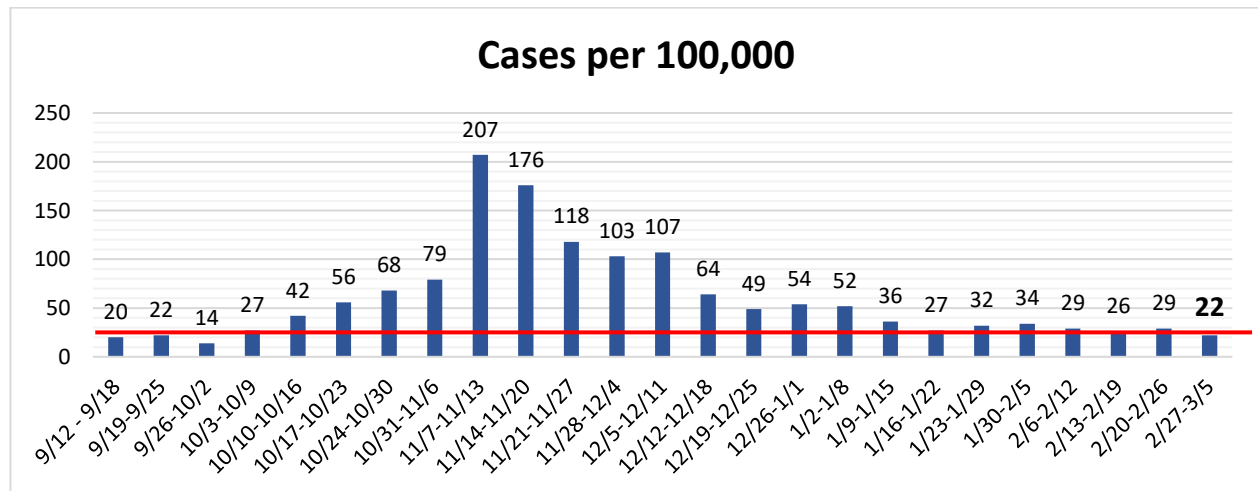
<b>Total Case Count – 3,820</b>		
<b>Active Cases – 39</b>	<b>Recovered – 3,700</b>	<b>Deaths – 81</b>

### Case Data

The first COVID case in Butte-Silver Bow was reported during the week of 3/13/2020 – 3/20/2020. The below table represents a weekly case count (Saturday – Friday). This graph does not reflect total cases as of the date of this report.



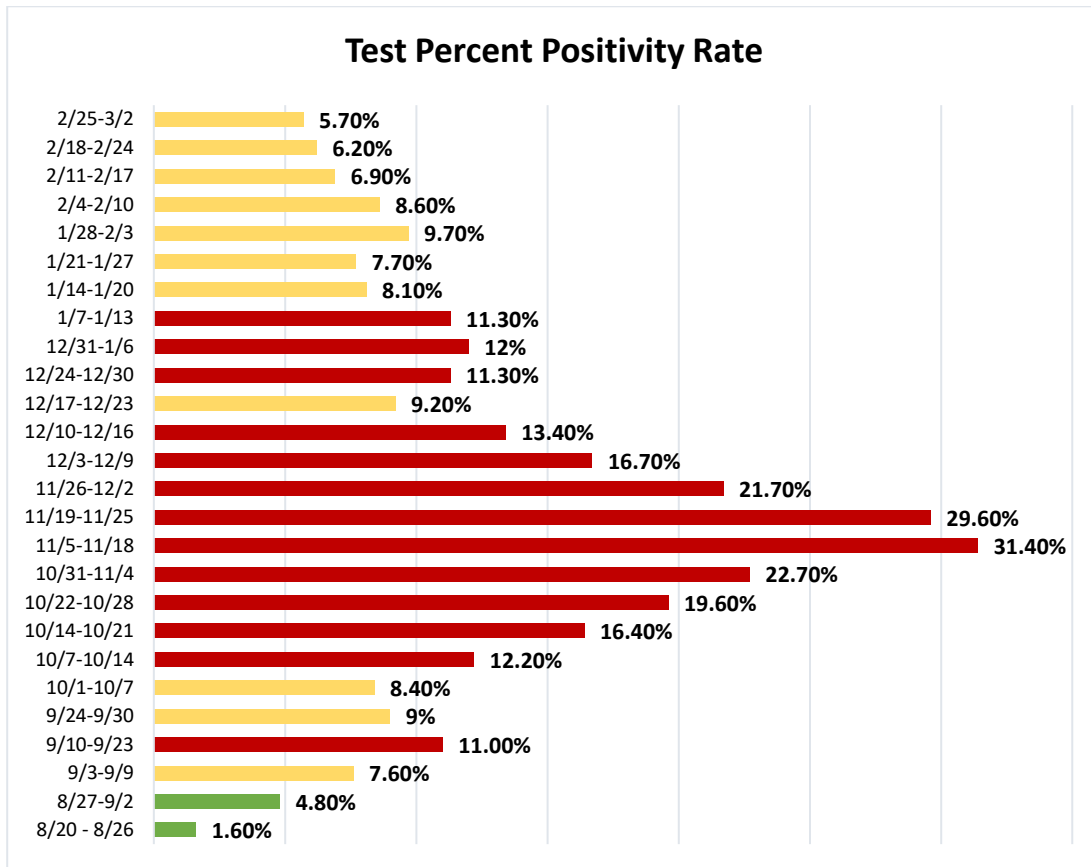
Daily average for cases in Butte-Silver Bow for 2/27 - 3/5 is 8 and cases per 100,000 is 22. Goal: Decrease incidence to 25 cases per 100,000 population.



### Test Positivity Rate

The below graph represents the test positivity rate in Butte-Silver Bow by week according to data collected by CMS. Goal: Decrease the test positivity rate to 10%.

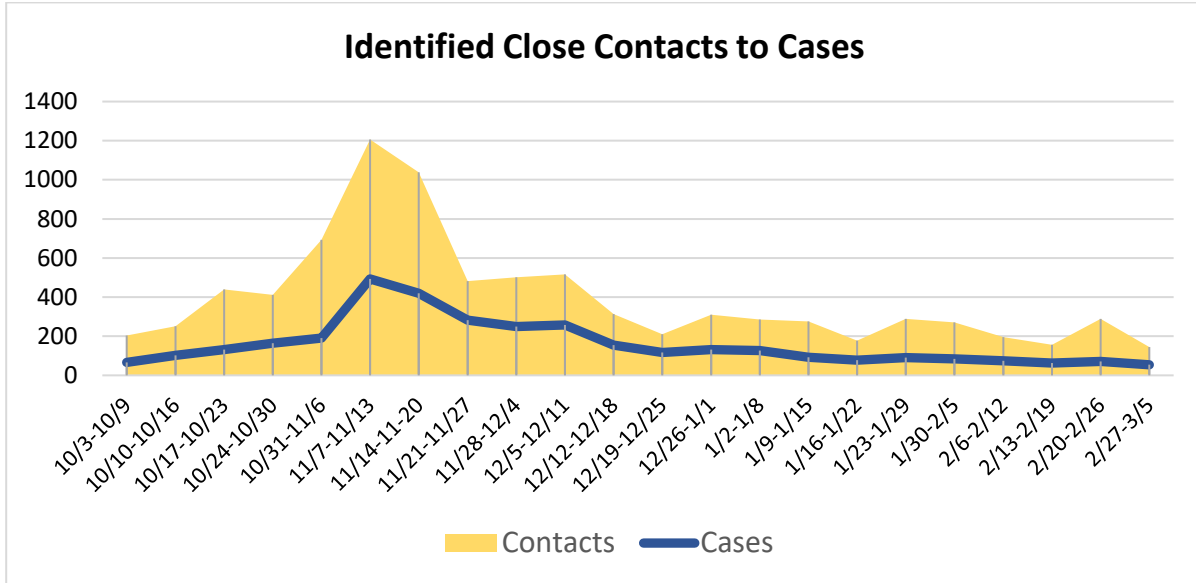
Community COVID-19 Activity	County Positivity Rate in the past week
Low	<5%
Medium	5% - 10%
High	>10%



<https://data.cms.gov/stories/s/COVID-19-Nursing-Home-Data/bkwz-xpvg/>

### Close Contacts

The number of identified close contacts placed in quarantine decreased from last week. For the week of 2/27 – 3/5 there were 144 close contacts identified, down 145 from last week.

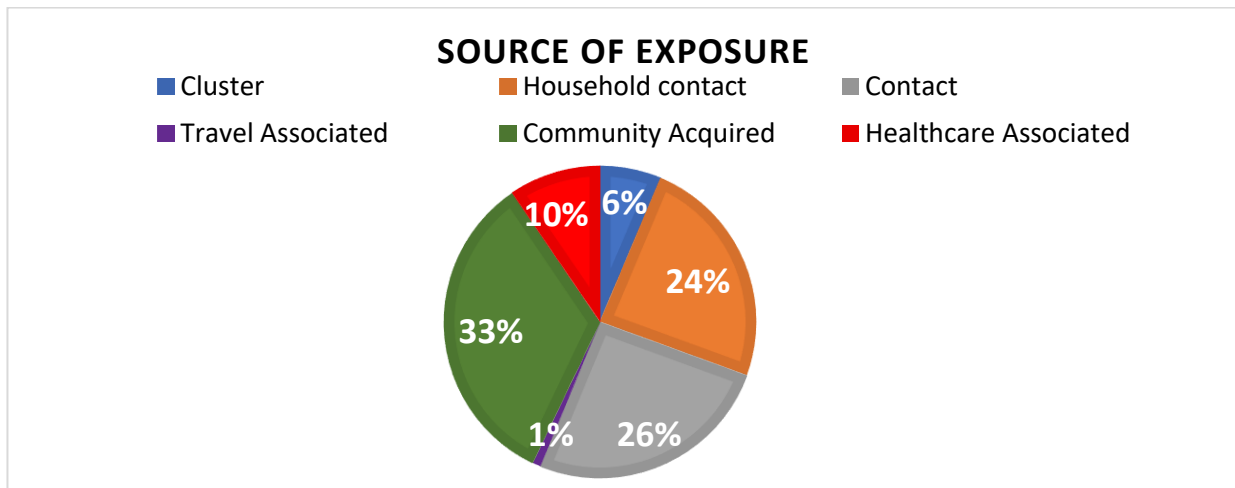


### Transmission

Transmission changes over time with timely investigations, thorough contact tracing, and measures to reduce community-acquired transmission. Categories for reporting transmission:

<b>TRAVEL ASSOCIATED</b>	Case traveled out-of-state during the incubation period
<b>COMMUNITY ACQUIRED</b>	Case was unable to be linked with other known cases
<b>CONTACT</b>	Contact to a case not in their household and not part of a known cluster
<b>HOUSEHOLD CONTACT</b>	Household contact to a confirmed case
<b>CLUSTER</b>	Case is part of a known cluster
<b>HAI</b>	Healthcare-associated infection
<b>UNDER INVESTIGATION</b>	Likely route of transmission is still under investigation

The below table represents known routes of transmission for COVID-19 cases in Butte-Silver Bow. Cases are classified as a cluster when 4 or more cases are epi-linked. **To date, 24 clusters have been identified in Butte-Silver Bow.**



## COVID-19 Vaccination

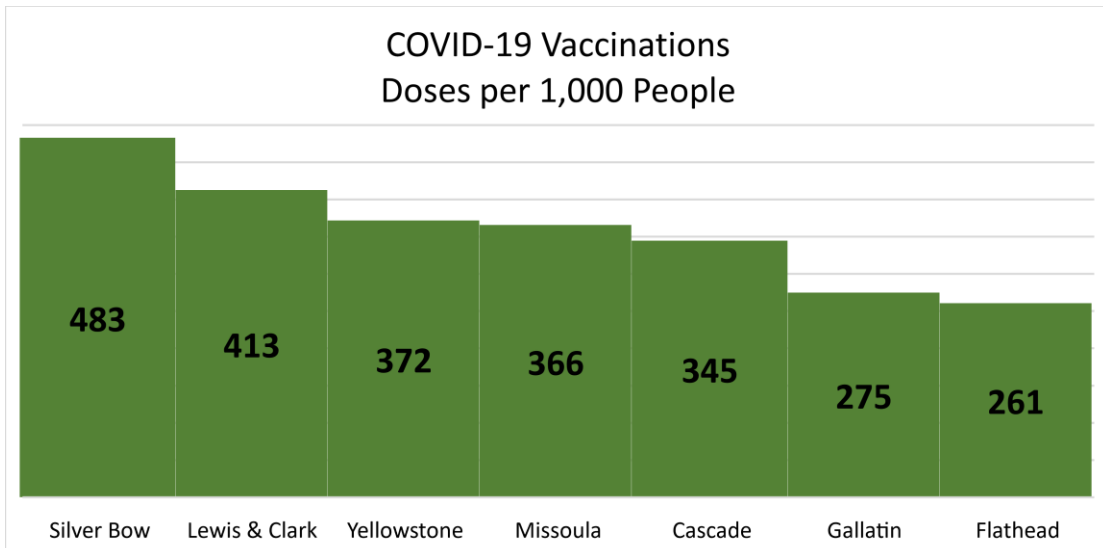
Vaccination clinics are in Phase 1B+ of the state's vaccine rollout plan. Current vaccination numbers for Butte-Silver Bow:

Total Doses Administered: 13,802

Dose #1 Administered: 8,254

Fully Immunized: 5,549

Doses per 1,000 Population: 483

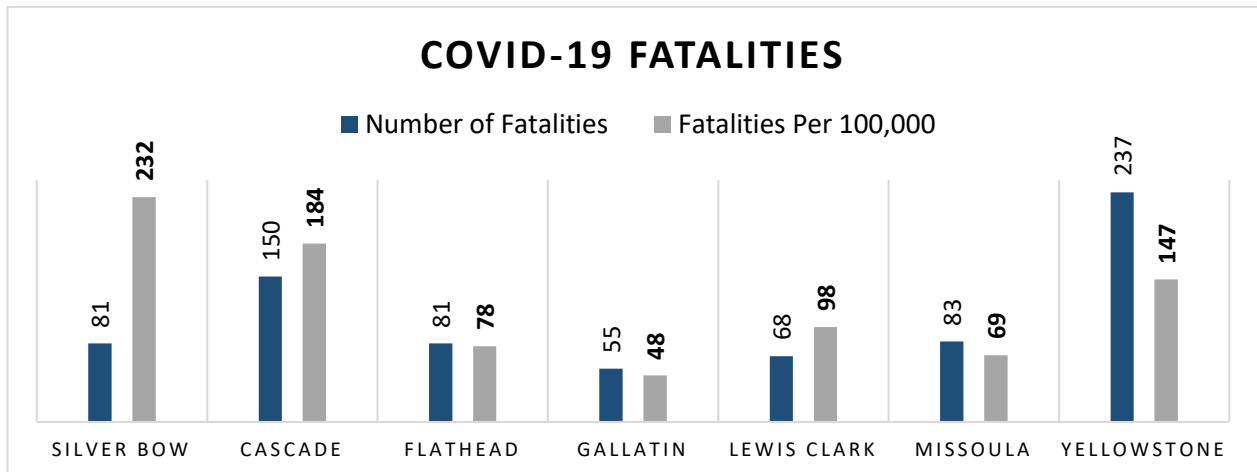


<https://montana.maps.arcgis.com/apps/MapSeries/index.html?appid=7c34f3412536439491adcc2103421d4b>

Last Updated: 3/8/2021, 10:03 am

## Fatalities

The first COVID-19 related fatality in Butte-Silver Bow was reported in late October 2020. To date there have been 81 reported COVID-19 related fatalities.



<https://www.nytimes.com/interactive/2020/us/montana-coronavirus-cases.html>

Updated March 8, 2021, 7:52 A.M. E.T.