

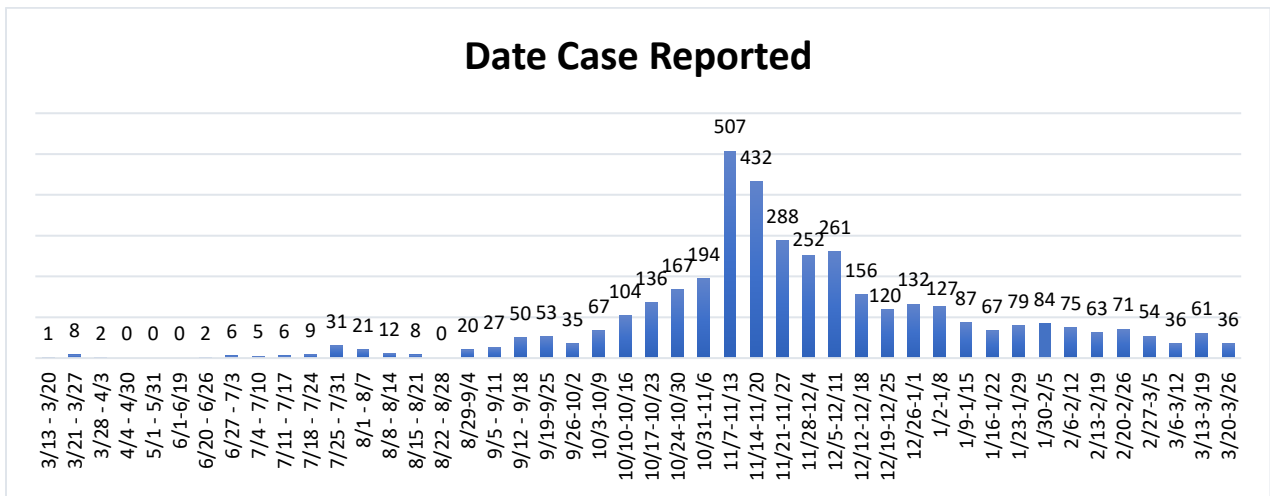
COVID-19 Data for Butte-Silver Bow

This report is completed using data that is available at the time of analysis and there may be a delay between current case count and this report, due to rapidly changing updates. This data is based on information available as of 3/28/21. Current case count at the time of this report in Butte-Silver Bow is:

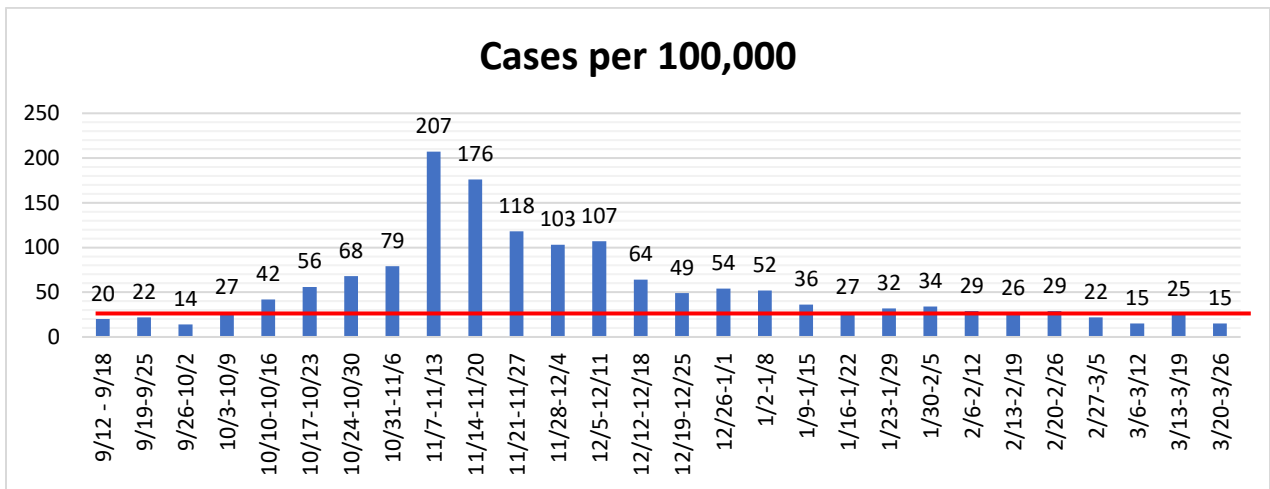
Total Case Count – 3,963		
Active Cases – 40	Recovered – 3,841	Deaths – 82

Case Data

The first COVID case in Butte-Silver Bow was reported during the week of 3/13/2020 – 3/20/2020. The below table represents a weekly case count (Saturday – Friday). This graph does not reflect total cases as of the date of this report.



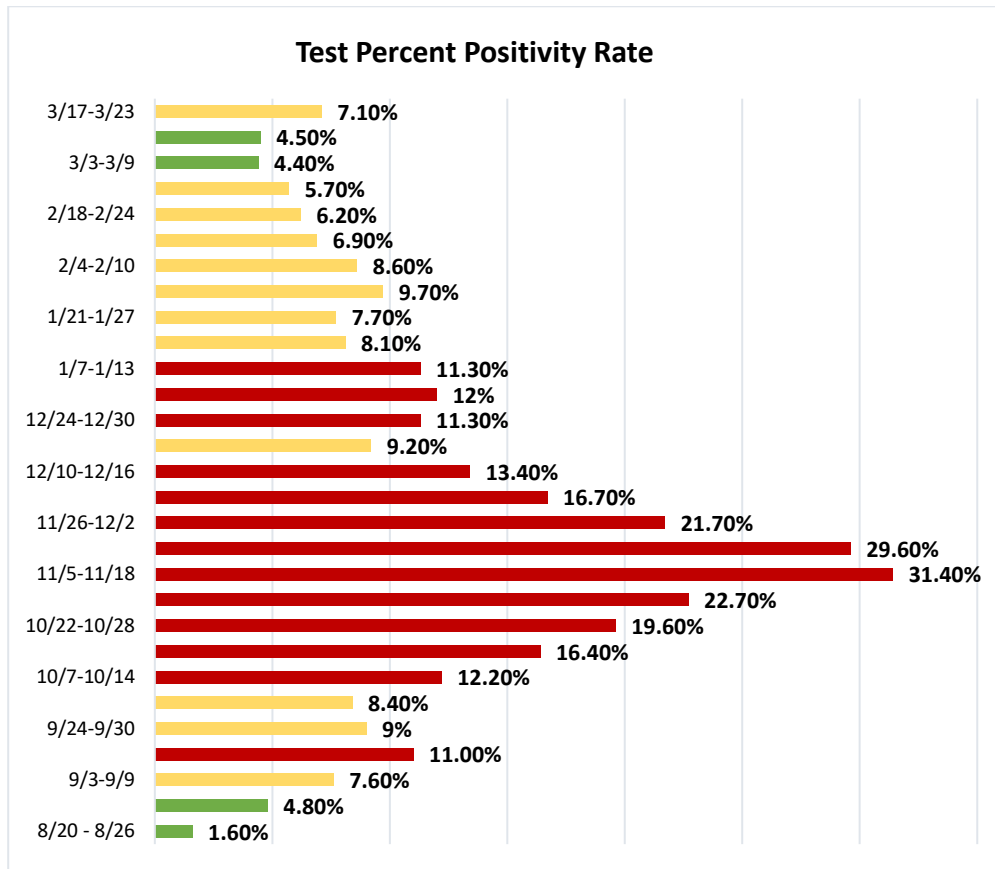
Daily average for cases in Butte-Silver Bow for 3/20 - 3/26 is **5** and cases per 100,000 is **15**. Goal: Decrease incidence to 25 cases per 100,000 population.



Test Positivity Rate

The below graph represents the test positivity rate in Butte-Silver Bow by week according to data collected by CMS. Goal: Decrease the test positivity rate to 10%.

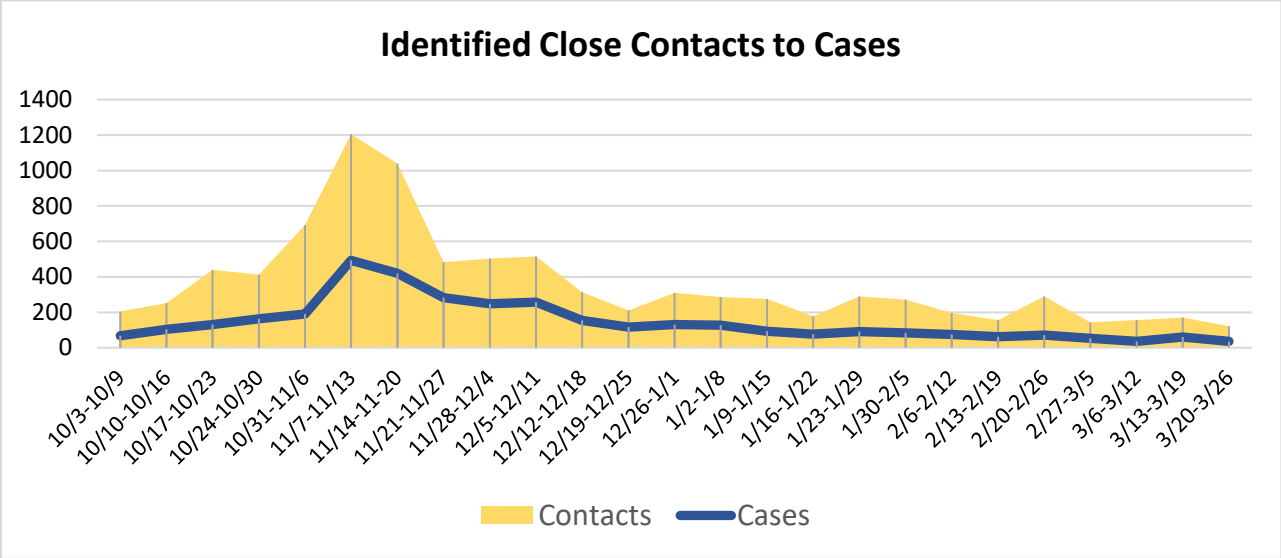
Community COVID-19 Activity	County Positivity Rate in the past week
Low	<5%
Medium	5% - 10%
High	>10%



<https://data.cms.gov/stories/s/COVID-19-Nursing-Home-Data/bkwz-xpvg/>

Close Contacts

The number of identified close contacts placed in quarantine decreased from last week. For the week of 3/20 – 3/26 there were 122 close contacts identified, down 49 from last week.

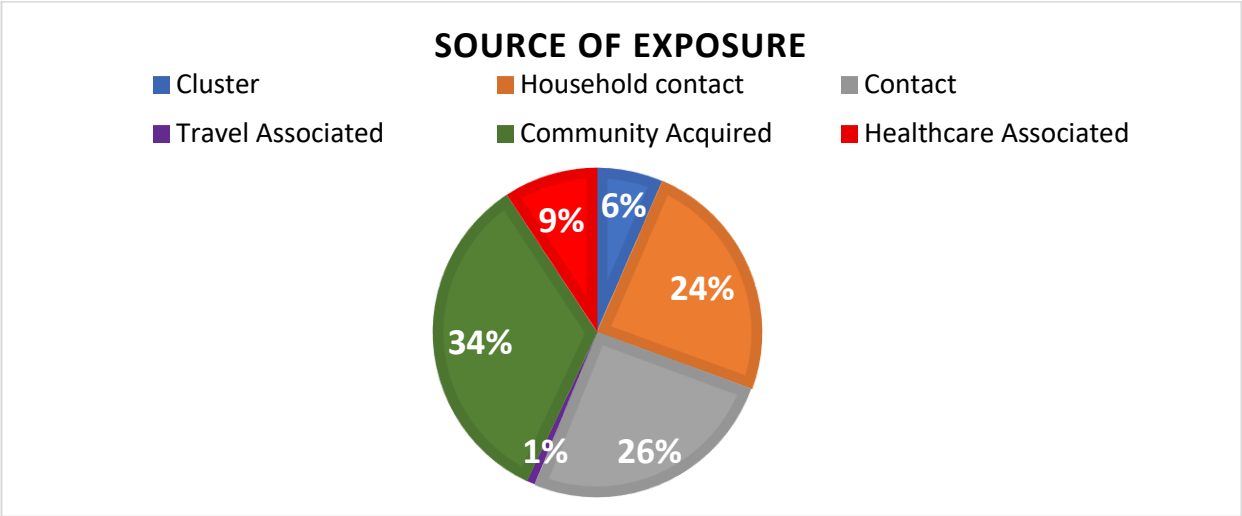


Transmission

Transmission changes over time with timely investigations, thorough contact tracing, and measures to reduce community-acquired transmission. Categories for reporting transmission:

TRAVEL ASSOCIATED	Case traveled out-of-state during the incubation period
COMMUNITY ACQUIRED	Case was unable to be linked with other known cases
CONTACT	Contact to a case not in their household and not part of a known cluster
HOUSEHOLD CONTACT	Household contact to a confirmed case
CLUSTER	Case is part of a known cluster
HAI	Healthcare-associated infection
UNDER INVESTIGATION	Likely route of transmission is still under investigation

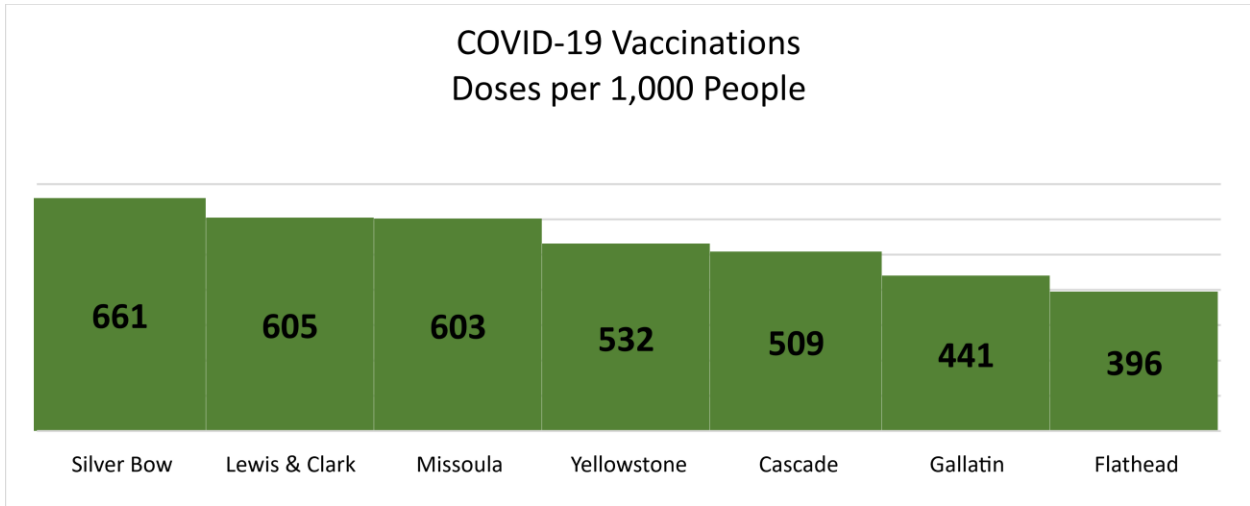
The below table represents known routes of transmission for COVID-19 cases in Butte-Silver Bow. Cases are classified as a cluster when 4 or more cases are epi-linked. **To date, 25 clusters have been identified in Butte-Silver Bow.**



COVID-19 Vaccination

Vaccination clinics are open to ages 16+ as part of the state’s vaccine rollout plan. Current vaccination numbers for Butte-Silver Bow:

Total Doses Administered: 18,882
Dose #1 Administered: 11,374
Fully Immunized: 7,666
Doses per 1,000 Population: 661

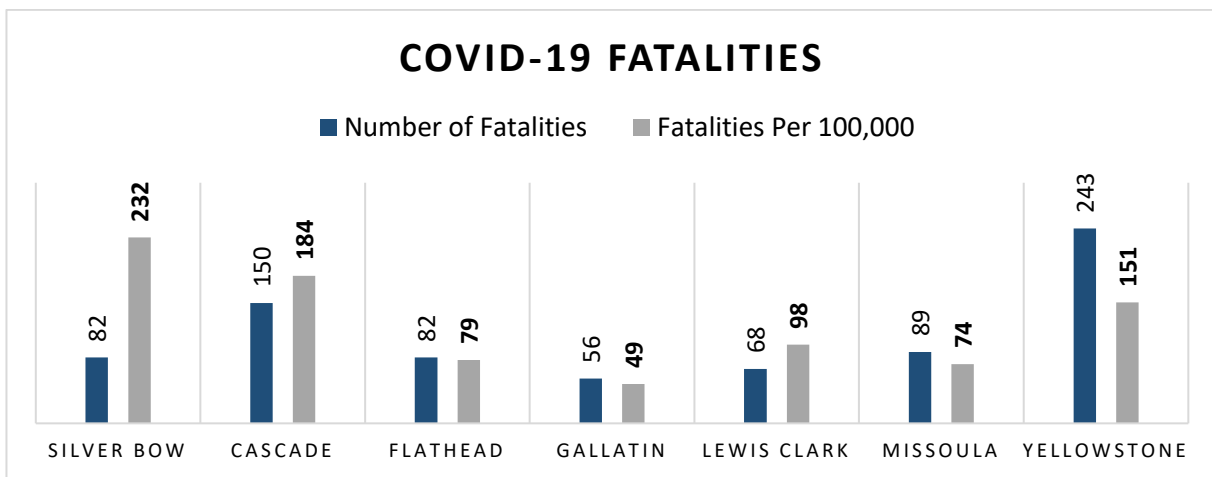


<https://montana.maps.arcgis.com/apps/MapSeries/index.html?appid=7c34f3412536439491adcc2103421d4b>

Last Updated: 3/29/2021, 9:53 am

Fatalities

The first COVID-19 related fatality in Butte-Silver Bow was reported in late October 2020. To date there have been 82 reported COVID-19 related fatalities.



<https://www.nytimes.com/interactive/2020/us/montana-coronavirus-cases.html>

Updated March 29, 2021, 10:12 A.M. E.T.